

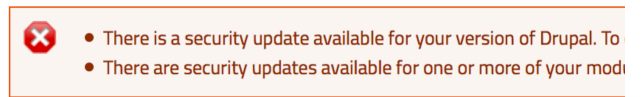
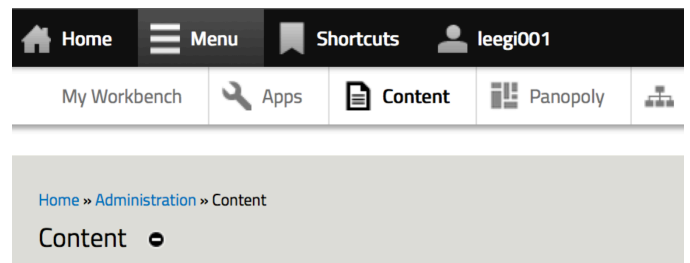
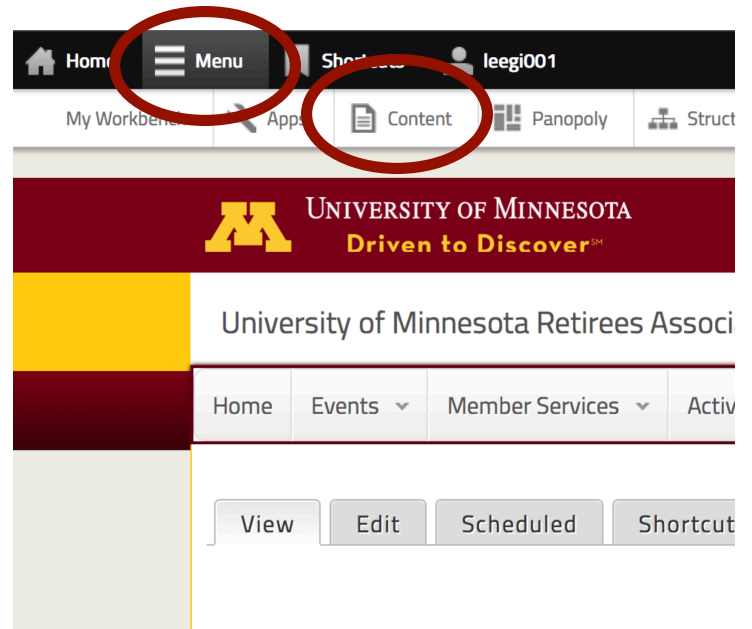
Logging in for editors

Monday, November 2, 2015

1. Go to: https://umra.umn.edu/saml_login
2. Log in with your UMN userid/pw
3. Below the black menu bar at the top of your browser, you should see a white menu bar. If not, click on MENU in the black menu bar.
4. Click on Content in the white menu bar
5. Your screen should now look like the 2nd screen shot to the right.

This is the Content page. Editors and Contributors will start most tasks here. From this screen you can change web content, including:

- Add a new article
- Edit an article
- Add a file



[+ Add content](#)

Title	Type	Author	Publis
<input type="text"/>	- Any -	<input type="text"/>	- Any

OPERATIONS

<input type="checkbox"/>	TITLE
<input type="checkbox"/>	2015-11 From the President: Food Waste. It is in our control. new
<input type="checkbox"/>	November 2015 Speaker new
<input type="checkbox"/>	HomeFlexslider new
<input type="checkbox"/>	2015 November Living Well in Later Life Workshop new